


# ***WHEN SAFETY IS EVERYTHING***



***MICHELIN SOLUTIONS FOR EVERYDAY  
SAFER OPERATIONS IN ALL CONDITIONS***

- Good handling for your safety in all conditions
- Strong casing for better damage protection
- Customised MICHELIN Fleet Service Offer

**MICHELIN** tyres, designed to deliver performance made to last






# MICHELIN X<sup>®</sup> MULTI<sup>™</sup> Z2

For Safer Transportation


Long Haul    Regional    Urban    On/Off Road

Recommended    Acceptable



## SUPERB HANDLING

Self-regenerating tread design for better vehicle control in all driving conditions.



## ALWAYS IN CONTROL

Reinforced tread plies that help reduce the risk of sudden pressure loss for better vehicle control.



## DURABLE

Strengthened bead endurance for 10% reduction in tyre damages linked to repetitive long distance high-speed usage\*.

## MICHELIN RECOMMENDATIONS

Dimension	LI/SS	PR	Recommended Rim (INCHES)	Measuring Rim	Original Tread Depth (mm)	Overall Diameter (mm)	Tread Width (mm)	Regroove Depth
11R22.5 X MULTI Z2	148/145L	16	7.50 - 8.25	8.25	14.5	1045	217	3
12R22.5 X MULTI Z2**	152/149L	18	8.25	9	14.5	1076	235	2.5
295/80 R22.5 X MULTI Z2	152/149M	18	8.25	8.25	14.9	1045	245	3

## NOW ENSURE BETTER FLEET OPERATIONS WITH "MICHELIN TYRE CARE" SERVICE OFFER


- Pre trip inspection
- Driver safety training
- Real-time monitoring

Ask your MICHELIN Account Manager or your MICHELIN dealer for more service offers.



\*Based on internal MICHELIN tests conducted between 2 MICHELIN truck tyre products - one with HT Nylon and one without HT Nylon. Tests conducted in Ladoux, France on January 21, 2014 and February 15, 2014 on dimensions 11R22.5 TL 148/145L based on nominal conditions.

\*\*Does not contain Infinitcoil



**WARNING:** MICHELIN truck tyres are designed and optimized for specific conditions of usage which can be found in the MICHELIN Truck and Bus Tyre Technical Data Book and MICHELIN Truck and Bus Tyre Service Manual. It is therefore not advisable to use the product in conditions of use outside the parameters for which it was designed for. Operations outside these parameters are identified as abnormal usage and are not eligible for warranty consideration. Serious or fatal injury may result from tyre failure as a result of operating outside the tyres intended conditions of use. Refer to the MICHELIN Truck and Bus Tyre Technical Data Book (Asia Edition), MICHELIN Truck and Bus Tyre Service Manual, or consult your MICHELIN Truck Tyre professional for recommendations and procedures.

[www.michelin.co.th](http://www.michelin.co.th)



**MICHELIN**